

FROM THE PRINCIPAL

Dear Parents and Community Members,

This report card is issued by the Oregon Department of Education. It provides a detailed picture of what Vern Patrick Elementary School offers to our students.

In 2012-2013, we received an Overall State Rating of Level 4. This means that our students are performing at/above average on standards-based tests when compared to other schools in the state. Students are also performing above average in academic growth.

Key academic highlights:

- 67.8% met or exceeded state standards for reading.
- Exceeded math & reading growth targets by more than 20%.
- Above average growth for English Language Learners.

To enhance growth in mathematics, we will focus our resources on the Common Core State Standards (CCCS). We will continue our “Walk to Read” program with academic support and enrichment programs. We promise to deliver the excellence you have come to expect from us at Vern Patrick Elementary School.

You can help by being involved in all of your child’s educational efforts. We look forward to partnering with you to make sure all of our students reach their potential!

Thank you,

Principal | Kristen Rooney-Gleeson

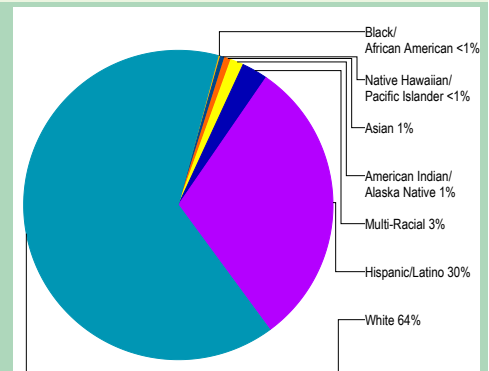
SCHOOL PROFILE

Enrollment 2012-13	442
K-3	300
4-5	142
Change from previous year	+6.0%
Students attending 90% or more of enrolled days	88%
.....	
Average elementary class size	25.8
Change from previous year	-1.1

Note: a “*” is displayed when the data must be suppressed to protect student confidentiality.

Select Demographics 2012-13	
English Learners	20%
<i>Students who have ever been eligible for or participated in a program to acquire academic English.</i>	
Economically disadvantaged	76%
Students with disabilities	15%
.....	
Number of different languages spoken:	5

STUDENTS

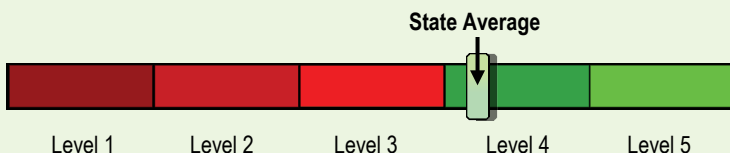


OVERALL STATE RATING

HOW ARE STUDENTS AT THIS SCHOOL PERFORMING COMPARED TO THOSE AT OTHER SCHOOLS?

The overall state rating is intended to summarize this school's particular successes and challenges. It is based on a combination of up to five factors. Three of these factors come from standardized test scores in reading and math: student achievement, student growth, and the growth of underserved subgroups. Please be aware that this rating is based mainly on high-stakes testing and accordingly, represents a limited view of student performance. Other aspects of this report card are designed to put this rating in the proper context.

Compared to all schools statewide in 2012-13, this school is rated as Level 4.



- Level 1** = Falls into the bottom 5% of schools
- Level 2** = Falls between 5% and 15% of schools
- Level 3** = Falls between 15% and 44% of schools
- Level 4** = Falls between 44% and 90% of schools
- Level 5** = Falls into the top 10% of schools

Compared to elementary schools with similar student demographics in 2012-13, this school’s rating is about average.



- Below average** = Falls into the bottom third of comparison schools
- About average** = Falls into the middle third of comparison schools
- Above average** = Falls into the top third of comparison schools

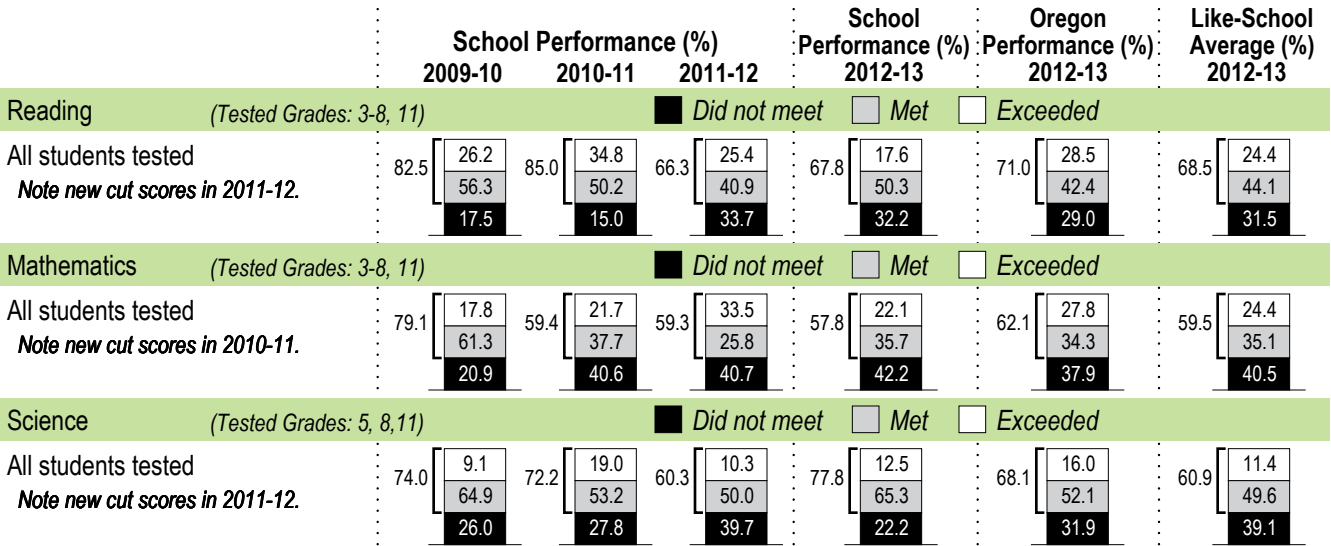
PROGRESS ARE STUDENTS MAKING ADEQUATE GAINS OVER TIME?

SCHOOL PERFORMANCE

Students meeting or exceeding state standards on exams

Did at least 95% of the students at this school take required state exams? Yes No

Participation rate criteria are in place to ensure schools test as many eligible students as possible



Visit www.ode.state.or.us/go/data for additional state exam results.

Note: a "*" is displayed when data are unavailable or to protect student confidentiality.

OUTCOMES FOR KEY STUDENT GROUPS AT THIS SCHOOL COMPARED TO THE SAME GROUPS STATEWIDE

STUDENT GROUP OUTCOMES

	School Performance (%)	Oregon Performance (%)	School Compared to OR Average		School Performance (%)	Oregon Performance (%)	School Compared to OR Average		School Performance (%)	Oregon Performance (%)	School Compared to OR Average
All Students				American Indian/Alaska Native				Native Hawaiian/Pacific Islander			
Reading	67.8	71.0	-3.2	Reading	*	57.4	*	Reading	*	59.1	*
Mathematics	57.8	62.1	-4.3	Mathematics	*	47.3	*	Mathematics	*	46.5	*
Science	77.8	68.1	+9.7	Science	*	53.2	*	Science	*	49.4	*
Economically Disadvantaged				Asian				White			
Reading	67.8	60.2	+7.6	Reading	*	79.5	*	Reading	66.4	77.7	-11.3
Mathematics	57.8	50.3	+7.5	Mathematics	*	79.7	*	Mathematics	56.6	68.0	-11.4
Science	77.8	55.5	+22.3	Science	*	74.9	*	Science	80.4	76.5	+3.9
English Learners				Black/African American				Female			
Reading	61.4	46.5	+14.9	Reading	*	55.2	*	Reading	63.2	73.2	-10.0
Mathematics	50.0	43.3	+6.7	Mathematics	*	42.5	*	Mathematics	50.0	61.5	-11.5
Science	63.6	39.6	+24.0	Science	*	47.9	*	Science	66.7	65.9	+0.8
Students with Disabilities				Hispanic/Latino				Male			
Reading	28.6	43.0	-14.4	Reading	64.1	52.1	+12.0	Reading	73.1	68.8	+4.3
Mathematics	21.4	33.7	-12.3	Mathematics	56.3	45.2	+11.1	Mathematics	66.7	62.7	+4.0
Science	45.5	42.9	+2.6	Science	68.2	45.3	+22.9	Science	87.2	70.3	+16.9
Talented and Gifted				Multi-Racial							
Reading	*	98.5	*	Reading	>95	76.0	*				
Mathematics	*	98.1	*	Mathematics	62.5	65.8	-3.3				
Science	*	98.0	*	Science	*	73.5	*				

Note: a "*" is displayed when data are unavailable or to protect student confidentiality.

CURRICULUM & LEARNING ENVIRONMENT WHAT IS THIS SCHOOL DOING TO IMPROVE STUDENT LEARNING AND TO PREPARE STUDENTS FOR THE FUTURE?

SCHOOL READINESS

Walk to Read Program - daily reading instruction for each student.

Extended Day Kindergarten offers additional ½ day.

School-wide events & outreach to promote focus on literacy at home.

Parent education programs offered in after school programming.

ACADEMIC SUPPORT

Students at risk of academic failure get additional daily instruction.

Special Education services provided for students with disabilities.

Interdisciplinary team planning to support individual students.

Counseling services offered to eliminate mental health barriers.

ACADEMIC ENRICHMENT

Differentiated instruction to meet the needs of advanced learners

After school programs to include chess club, student council

La Clase for Spanish speaking students

Community Service projects

Science, historical figure and business fairs

EXTRACURRICULAR ACTIVITIES

After school physical activity programs: karate, hip hop, yoga,

Cheerleading, football and basketball

After school enrichment programs: construction, chess club, business,

Jewelry making, leadership, yearbook, art

Data and information in the Curriculum and Learning Environment section was provided by local schools and districts and was not verified by the Oregon Department of Education.